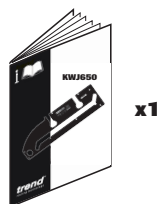

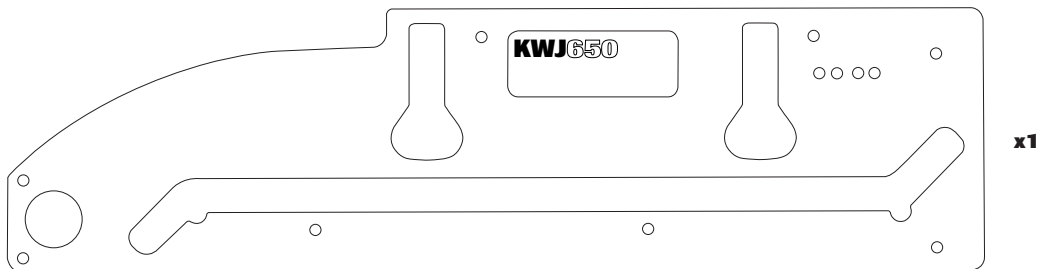


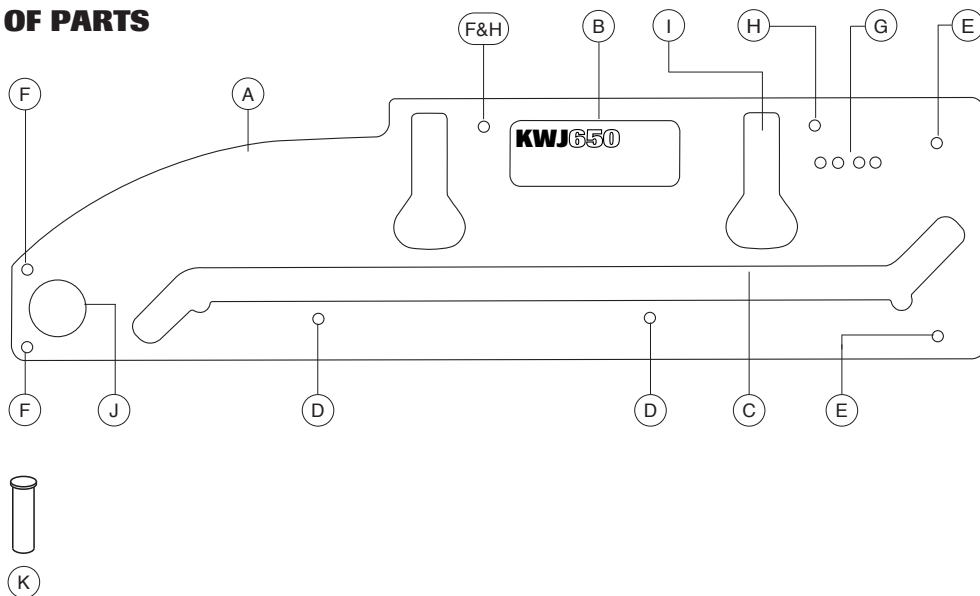
ITEMS ENCLOSED



ITEMS REQUIRED

- 1/2" plunge router.
- 30mm guide bush.
- 12.7 diameter x 50mm cut router cutter with 1/2" shank.
- Trestle x 2.
- 100mm throat clamp x 2.
- Hand tools.
- Panel connector bolts.
- Wooden biscuits size No.20.
- Sealant.

DESCRIPTION OF PARTS



- (A) Jig body
- (B) Label
- (C) Postform joint slot
- (D) Female joint pin location hole
- (E) Male joint pin location hole
- (F) Peninsular pin location hole
- (G) Worktop width holes
- (H) Bolt recess pin location hole
- (I) Connecting bolt recess slot
- (J) 3/4" BSP & 35mm hinge hole
- (K) ABS plastic 10mm pin